



# Jackson Public School 2021-2022 Enrollment

Presented by:  
BendaLonne Thompson-Griffith, Ed.D.





## Vision

At Jackson Public Schools, we prepare scholars to achieve globally, to contribute locally, and to be fulfilled individually.

## Mission

At Jackson Public Schools, we develop scholars through world -class learning experiences to attain an exceptional knowledge base, critical and relevant skill sets, and the necessary dispositions for great success.

## Core Values

At Jackson Public Schools, we believe in the importance of equity, excellence, growth mindset, relationships, relevance, and positive and respectful cultures.



Transforming lives through  
excellent education




# Goals of the Presentation

- Provide a report on the latest enrollment trends compared to previous years

# Current Enrollment as of September 30, 2021

- 19,493 total membership
- 19,348 net membership
- 40 transferred to other JPS schools
- 73 transferred to other MS schools
- 1 transferred to private school
- 11 transferred out of state
- 17 transferred to home school
- 1 completed
- 1 dropped
- 1 death

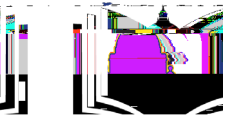




# FOUR-YEAR ENROLLMENT TRENDS

# DISTRICT


Schools	2021-2022	2020-2021	2019-2020	2018-2019	Student Count Difference	% Change from 2018-2019 to 2021-2022
Elementary	9,335	9,608	11,169	12,124	-2,789	-23.0%
Middle	3,927	4,536	4,789	4,986	-1,059	-21.2
High	6,114	6,321	6,566	6,861	-747	-10.9
Grand Total	19,376	20,465	22,524	23,971	-4,595	-19.2





# DIVISION 1


Schools	2021-2022	2020-2021	2019-2020	2018-2019	Student Count Difference	% Change from 2018-2019 to 2021-2022
North Jackson Elementary School	433	442	497	521	-88	-16.9%
Oak Forest Elementary School	326	336	395	437	-111	-25.4%
Pecan Park Elementary School	459	502	405	448	11	2.5%
Smith Elementary School	217	266	296	298	-81	-27.2%
Spann Elementary School	425	448	475	477	-52	-10.9%
Walton Elementary School	385	259	311	354	31	8.8%
Watkins Elementary School		198	252	288		-100.0%
Wells Apac School	74	111	156	158	-84	-53.2%



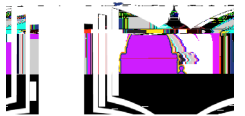


# DIVISION 2

Schools	2021-2022	2020-2021	2019-2020	2018-2019	Student Count Difference	% Change from 2018-2019 to 2021-2022
Clausell Elementary School	245	284	297	328	-83	-25.3%
Dawson Elementary School	202	241	287	289	-87	-30.1%
Green Elementary School	292	283	340	384	-92	-24.0%
John Hopkins Elementary School	301	318	363	416	-115	-27.6%
Johnson Elementary School	333	301	375	425	-92	-21.6%
Key Elementary School	253	243	273	333	-80	-24.0%
Lake Elementary School	254	253	312	372	-118	-31.7%
Lester Elementary School	159	180	221	292	-133	-45.5%




# DIVISION 2




# MIDDLE

Schools	2021-2022	2020-2021	2019-2020	2018-2019	Student Count Difference	% Change from 2018-2019 to 2021-2022
Bailey Middle APAC	320	375	379	361	-41	-11.4%
Blackburn Middle School	600	656	366	379	221	58.3%
Brinkley Middle School	388	433	416	473	-85	-18.0%
Cardozo Middle School	615	731	409	485	130	26.8%
Chastain Middle School	505	592	608	639	-134	-21.0%
Hardy Middle School			388	427		-100.0%
Kirksey Middle School	249	281	295	313	-64	-20.4%
Northwest Middle School	244	306	306	328	-84	-25.6%
Peeples Middle School	305	349	383	343	-38	-11.1%
Powell Middle School	344	423	434	429	-85	-19.8%
Siwell Middle School			409	385		-100.0%
Whitten Middle School	357	390	396	424	-67	-15.8%



# HIGH

Schools	2021-2022	2020-2021	2019-2020	2018-2019	Student Count Difference	% Change from 2018-2019 to 2021-2022
Callaway High School	924	943	961	1,023	-99	-9.7%



# Neighboring Districts

Districts	2020-2021	2019-2020	2018-2019	Student Count Difference	% Change from 2018-2019 to 2020-2021
Clinton Public Schools	5,250	5,306	5,310	-60	-1.1%
Hinds County Schools	5,364	5,578	5,619	-255	-4.5%
Jackson Public Schools	20,401	22,510	23,935	-3534	-14.7%
Madison County Schools	12,988	13,310	13,302	-314	-2.4%
Rankin County Schools	18,384	19,160	19,206	-822	-4.2%
Ambition Prep	239	135		239	100.0%
Reimagine Prep	616	563	560	56	10.0%
Smilow Prep	608	564	416	192	46.2%
Smilow Collegiate	516	357	221	295	133.5%

Source: MDE Data Explorer, <https://newreports.mdek12.org/DataExplorer>

